






# Tapware - Self Closing Tapware • Electronic “Handsfree” Tapware

## Self Closing Tapware

	Product Code	Product Description
	DF08511 DFR102P	Drinking Fountain Bubblers - with flow adjustment DFR102P (rubber protective guard option to protect teeth) <ul style="list-style-type: none"> <li>• 15mm (1/2") BSP Female thread</li> <li>• Min pressure 70kPa - Max. pressure 350kPa</li> <li>• Maximum operating pressure 500kPa</li> </ul>
	49011 49013 49012 49014	MAG Lugged Foot Valves: 49011 - Lugged Foot Valve, Straight Body 49013 - Lugged Foot Valve Installation Kit, Straight Body 49012 - Lugged Foot Valve, 45° Angled Body 49014 - Lugged Foot Valve, Installation Kit, 45° Angled Body <ul style="list-style-type: none"> <li>• Max. pressure 350kPa</li> <li>• 1/2" BSP Female inlets</li> <li>• Installation Kit incl. Outlet, Flexible Connector, 2 x Mini Stops</li> </ul>
	49009 49010	MAG Knee Operated Valves: 49009 - Valve only 49010 - Knee Operated Valve Auto Tap Kit (includes Outlet, Flexible Connector, 2 x Mini Stops) <p>Simple Operation: Flow cycle actuated by deflection of the flow lever in any direction from the rest position. Constant Flow rate. Automatically turns off with a non-concussive action after approx. 15 seconds. Full cycle reactivated each time the flow lever is deflected.</p> <ul style="list-style-type: none"> <li>• Cartridge design for ease of service</li> <li>• Pressure range: min 50 kPa - max. 500 kPa</li> </ul>

## Electronic “Handsfree” Tapware

	Product Code	Product Description
	24001	MAG Electronic Handsfree Sensor Tap - Basin/Bench mounted <ul style="list-style-type: none"> <li>• Sensor operated - once the user enters the sensor's effective range, the Solenoid activates the water flow</li> <li>• Tempered water flows from the tap for a maximum 20 seconds or until hands are moved away. Water flow then automatically shuts off</li> <li>• Max. water pressure 350 kPa</li> <li>• Wels Approved Outlet - 4 Star Rating</li> </ul>
	24003	MAG Electronic Handsfree Sensor Tap with Stainless Steel Sensor Plate Wall Mounted <ul style="list-style-type: none"> <li>• Wall mounted electronic auto tap</li> <li>• Stainless steel sensor plate available separately</li> <li>• Single temperature water control unit</li> <li>• Sensor operated - once the user enters the sensor's effective range, the Solenoid activates the water flow</li> <li>• Multiple time cycle choices available, selectable at time of installation</li> <li>• Max. water pressure 350 kPa</li> <li>• Wels Approved Outlet - 4 Star Rating</li> </ul>